










<b>KRM LOTO</b>	<b>KRM CORPORATION</b> <small>ISO 9001:2015, ISO 14001:2015, ISO 45001:2018</small> GSTIN No.: 06AAPPW8746Q1Z6, PAN No.: AAVPW8746Q TIN No.: 06821328889, TAN no.: RTKKO3359G IEC: 0509006116 M: 00 91 9810 291 381, 8800 544 881 Email: info@krmlofo.com, info@krmcorporation.com, krmlofo@gmail.com Regd. Office: 1H/31-A, N.I.T, Faridabad-121001 (Haryana) Postal Office: 615, Sector-15-A, Faridabad-121007-Haryana-NCR-INDIA	 <b>KRM™</b> <small>OEM Manufacturer &amp; Global Supplier of Lockout Tagout &amp; Safety Products</small> to meet OSHA'S Lockout Tagout Standard 29 CFR, 1910.147&1910.269	 <b>Lock Tag!!</b>	 <b>safe loto</b>	<b>KRM SafeTech Private Limited</b> <small>QUALITY MANAGEMENT SYSTEM ISO 9001:2015</small> GSTIN No.: 06AAECK2831L1Z1 PAN No.: AAECK2831L TIN No.: 06824000112 CIN No.: U31903HR2011PTC042508 IEC: AAECK2831L Telefax: 00 91 129 4021 381, 413 1381 (D)
<a href="http://www.krmcorporation.com">www.krmcorporation.com</a>   <a href="http://www.lockouttagouts.com">www.lockouttagouts.com</a>   <a href="http://www.krmlofo.com">www.krmlofo.com</a>   <a href="http://www.locktagindia.com">www.locktagindia.com</a>   <a href="http://www.lofoappliances.com">www.lofoappliances.com</a>					



**KRM LOTO – ELECTRO-MECHANICAL LOCKOUT SHADOW CENTER STATION**  
**KRM-K-EMLSCS-4836-48J-2145**

S.No.	Item code	Breif Description	Unit	Qty.	IMAGE
1	KRM-K-EMLSCS-4836-48J	KRM LOTO – ELECTRO-MECHANICAL LOCKOUT SHADOW CENTER SATAION, SIZE- 48"x36" inch	NO	1	
2	KRM-K-LSPL-MK-EN5	KRM LOTO - LOCK TAG PADLOCK METAL SHACKLE- ECONOMY RANGE-5 LEVEL	NO	10	
3	KRM-K-LTLH-M-10	Labeled hasp with 10 holes - Powder coated metal base sheet	NO	1	
4	KRM-K-VCH-R-P38/39	Vinyl Molded coated Hasp - Premier -jaw dia -38/39mm - RED	NO	4	 Vinyl Molded coated Hasp - Premier -jaw dia 38/39mm KRM-K-VCH-R-P38/39
5	KRM-K-LT-2C	Do Not Operate Tags - Lockout Tags	No	4	 KRM-K-LT2025B
6	KRM-K-PIN OUT CBL-BL-1	Pin out Circuit Breaker Lockout - BLACK	NO	8	 PIN OUT CIRCUIT BREAKER LOCKOUT - BLACK KRM K PIN OUT CBL BL-1
7	KRM-K-MCBL-Y1	Mini Cicut Breaker Lockout with normal screw - Yellow	NO	1	 KRM LOTO - CIRCUIT BREAKER LOCKOUT WITH NORMAL SCREW – YEL KRM-K-MCBL-Y1
8	KRM-K-CBL-B-P-1	Circuit Breaker Lockout with normal screw - blue	NO	1	 KRM LOTO - CIRCUIT BREAKER LOCKOUT WITH NORMAL SCREW - BLUE KRM-K-CBL-B-P-1
9	KRM-K-UFLD- 1	Universal Fuse / Circuit Breaker Lockout Devices	NO	2	 KRM LOTO - UNIVERSAL FUSE / CIRCUIT BREAKER LOCKOUT DEVICES KRM-K-UFLD- 1
10	KRM -K-ULCBL-N	Universal LARGE Cicut Breaker Lockout with normal screw	NO	2	 KRM LOTO - Universal LARGE Circuit Breaker Lockout with normal screw KRM -K-ULCBL N
11	KRM-K-CBLL-103	KRM LOTO – CIRCUIT BREAKER LOCKOUT – LARGE - Made of ABS with metallic screw - Size - 70 mm x 20 mm 480V to 600V	NO	1	 KRM LOTO – CIRCUIT BREAKER LOCKOUT – LARGE - Made of ABS with metallic screw - Size - 70 mm x 20 mm 480V to 600V KRM-K-CBLL-103
12	KRM-K-PEL3	Pneumatic Easy -Disconnect Lockout Device	NO	1	 KRM LOTO - Pneumatic Easy -Disconnect Lockout Device Six holes of different diameter KRM-K-PEL3

13	KRM-K-UMICL	KRM LOTO – UNIVERSAL MULTIPURPOSE INSULATED CABLE LOCKOUT	NO	1	
14	KRM-K-MPCL R	RED - Mini Plug Chord	NO	1	
15	KRM-K-PLC-2	Large Plug Chord lockout Devices	NO	1	
16	KRM-K-MTH-1P	KRM LOTO Multipurpose TAG HOLDER --IS MADE OF ABS MATERIAL with provision of hanging arrangement - COMBO WITH MATERIAL 10 Do Not Operate Tags 1 Rewritable Pen / Marker with eraser	set	1	
17	KRM-K-3 GVL-02	KRM LOTO Gate Valve Lockout with one hole - 25 to 63.5 mm ( 1" - 2½" inch) APPLICABLE FOR VALVE HANDLE - OUTER WHEEL DIAMETER NOT VALVE SIZE	NO	1	
18	KRM-K-GVL-04	Gate Valve Lockout - 63.5 to 130 mm APPLICABLE FOR VALVE HANDLE - OUTER WHEEL DIAMETER NOT VALVE SIZE	NO	1	
19	KRM-K-GVL-06= KRM-K-NMDLA-R	Gate Valve Lockout - RED - Adjustable type BIG SIZE - 25 MM to 190 mm APPLICABLE FOR VALVE HANDLE - OUTER WHEEL DIAMETER NOT VALVE SIZE	NO	1	
20	KRM-K-GVL-08	Gate Valve Lockout - BIG SIZE - 165 to 280mm APPLICABLE FOR VALVE HANDLE - OUTER WHEEL DIAMETER NOT VALVE SIZE	NO	1	
21	KRM-K-GVL-10	Gate Valve Lockout - BIG SIZE - 280 TO 381 mm APPLICABLE FOR VALVE HANDLE - OUTER WHEEL DIAMETER NOT VALVE SIZE	NO	1	