

























<b>KRM LOTO</b>	<b>KRM CORPORATION</b> <small>100% EXPORT ORIENTED UNIT</small> GSTIN No.: 06AMVPW146Q1Z6 PAN No.: AAATPW146Q TIN No.: 0602132868 TAN No.: RTKGD359G IIC: 050900116 M. No 01 9916 291 361, 8800 544 881 Email: info@krmlo.com, info@krmcorporation.com, krmlo@gmail.com Regd. Office: 1A/21-A, N.T. Faridabad-121001 (Haryana)   Postal Office #15, Sector-15-A, Faridabad-121007 (Haryana) INDIA www.krmcorporation.com   www.lockouttagouts.com   www.krmlo.com   www.locktagindia.com   www.lotoxpliances.com	<b>KRM™</b> <b>KRM EOOD</b> <b>Lock Tag!</b> <b>safe loto</b>	<b>KRM SafeLock Private Limited</b> <small>QUALITY MANAGEMENT SYSTEM ISO 9001:2015</small> GSTIN No.: 06AAECK2831L21 PAN No.: AAECCK2831L TIN No.: 0602490612 CIN No.: U31903HR2011PTC042588 IIC: AAECCK2831L Tel/Fax: 00 91 129 4821 361, 413 1381 (2)
	<b>100% Non-conductive &amp; Insulated Equipment for Lockout Tagout &amp; Safety Protection</b> To meet OSHA'S Lockout Tagout Standard 29 CFR, 1910.147 & 1910.269		





**KRM LOTO - ELECTRICAL LOCKOUT SHADOW CENTER STATION**  
**KRM-K-ELSCS-4040-75J-4184**

S.No.	Item code	Breif Description	Unit	Qty.	IMAGE
1	KRM-K-ELSCS-4040-75J	KRM LOTO - LOCKOUT TAGOUT SHADOW CENTER STATION SIZE- 40"x40" inch	No	1	
2	KRM-K-VCH-R-S25	Vinyl Molded coated Hasp - Small - jaw dia -25 mm - RED	No	2	
3	KRM-K-DEH-63	Non Conductive Hasp with 4 holes Shackle thickness 6 mm	No	2	
4	KRM-K-DEH-33	Non Conductive Hasp with 4 holes Shackle thickness 3 mm	No	2	
5	KRM-K-LSPL-MK-N5	KRM LOTO - LOCK TAG PADLOCK METAL SHACKLE- ECONOMY RANGE-5 LEVEL	No	10	
6	KRM-K-NH 4	Di-electric Multi Device HASP with 4 holes	No	4	
7	KRM-K-DEH-64	Dielectric Hasp with 6 holes . RED,	No	2	
8	KRM-K-PIN OUT CBL	Pin out Circuit Breaker Lockout	No	2	
9	KRM-K-PIN IN CBL	Pin in Circuit Breaker Lockout	No	2	
10	KRM-K-PIN OUT-W CBL	Pin out wide Circuit Breaker Lockout	No	2	
11	KRM-K-UCBL-R-N-SS	Universal Circuit Breaker Lockout with nose at base with special foldable screw - Red	No	2	

12	KRM-K-DMCBL	Multi function Circuit Breaker Lockout	No	2	 KRM LOTO - MULTI FUNCTION CIRCUIT BREAKER LOCKOUT COMBINATION OF RED & BLACK
13	KRM-K-CBLTB-NT	Tie Block / Bar Circuit Breaker Lockout	No	2	 KRM LOTO - TIE BLOCK / BAR CIRCUIT BREAKER LOCKOUT ITEM-K-CBLTB-NT
14	KRM-K-MTLD	MCB Toggle Loto Device	No	2	 KRM LOTO - MCB Toggle Lockout Device - KRM-MTLD
15	KRM-K-UMCBL-RB	KRM LOTO – UNIVERSAL MINI CIRCUIT BREAKER LOCKOUT COMBINATION OF RED & BLACK	No	2	 KRM LOTO - UNIVERSAL MINI CIRCUIT BREAKER LOCKOUT COMBINATION OF RED & BLACK
16	KRM-K-SOBLD	Snap on breaker Lockout Device suitable for breakers that have holes in the switch tongue	No	2	 KRM LOTO - Snap on Breaker Lockout Device - KRM-SOBLD
17	KRM-K-MCBL-Y1	Mini Circuit Breaker Lockout with normal screw - Yellow	No	2	 KRM LOTO - CIRCUIT BREAKER LOCKOUT WITH NORMAL SCREW - YELLOW - KRM-MCBL-Y1
18	KRM-K-CBL-B-P-1	Circuit Breaker Lockout with normal screw - blue	No	2	 KRM LOTO - CIRCUIT BREAKER LOCKOUT WITH NORMAL SCREW - BLUE - KRM-CBL-B-P-1
19	KRM-K-CBLM-101	KRM LOTO – CIRCUIT BREAKER LOCKOUT – MEDIUM - Made of ABS - Suits to one way or two way switch	No	1	 KRM LOTO - CIRCUIT BREAKER LOCKOUT - MEDIUM - Made of ABS - Suits to one way or two way switch
20	KRM-K-CBLL-102	KRM LOTO – CIRCUIT BREAKER LOCKOUT – LARGE - Made of ABS - Suits to high width Two - Way Switch	No	1	 KRM LOTO - CIRCUIT BREAKER LOCKOUT - LARGE - Made of ABS - Suits to high width Two - Way Switch
21	KRM-K-CBLS-105	KRM LOTO – CIRCUIT BREAKER LOCKOUT – SMALL - Made of ABS with metallic screw - Size - 16.5 mm x 11 mm 120V to 277V	No	1	 KRM LOTO - CIRCUIT BREAKER LOCKOUT - SMALL - Made of ABS with metallic screw - Size - 16.5 mm x 11 mm 120V to 277V
22	KRM-K-CBLM-104	KRM LOTO – CIRCUIT BREAKER LOCKOUT – MEDIUM - Made of ABS with metallic screw - Size - 40 mm x 14 mm 480V to 600V	No	1	 KRM LOTO - CIRCUIT BREAKER LOCKOUT - MEDIUM - Made of ABS with metallic screw - Size - 40 mm x 14 mm 480V to 600V
23	KRM-K-RMCLT-6CL-R	Round Multipurpose Cable lockout with 2mtr cable without Loop upper parts having 6 holes & lower part having 8 holes	No	2	 KRM LOTO - ROUND MULTIPURPOSE CABLE LOCKOUT WITH 2MTR CABLE WITH LOOP UPPER PARTS HAVING 6 HOLES & LOWER PART HAVING 8 HOLES
24	KRM-K-MPS+2C	Multi Purpose Cable Lockout in Scissor shape + 2 mtr. Steel cable with insulated cable	No	2	 KRM LOTO - MULTI PURPOSE CABLE LOCKOUT WITH 2MTR STEEL CABLE WITH INSULATED CABLE
25	KRM-K-LCBL-T-R 1	Large Circuit Breaker Lockout with provision of moulded teeth for strong grip- Round upper	No	2	 KRM LOTO - Large Circuit Breaker Lockout with provision of moulded teeth for strong grip - Round upper

26	KRM-K-MPBSL- R -Round	KRM LOTO Mushroom Push button / emergency switch Safety- Lockout - Milky Transparent	No	2	 KRM LOTO Mushroom Push Button / emergency switch Safety Lockout Outer Size 40 mm x 40 mm Inner Size 18 mm x 18 mm KRM-K-MPBSL- R -Round
27	KRM-K- EPL-74	KRM LOTO TRANSPARENT ELECTRICAL PANEL LOCKOUT Hole Size – 100x100mm base cutout 74x74mm	No	1	 KRM LOTO ELECTRICAL PANEL LOCKOUT – IS 1 Inner Part Square Internal Cutout Size – 74x74mm Lower Part Square Outer Size – 100x100mm KRM-K- EPL-74
28	KRM-K-CBLL-103	KRM LOTO – CIRCUIT BREAKER LOCKOUT – LARGE - Made of ABS with metallic screw - Size - 70 mm x 20 mm 480V to 600V	No	1	 KRM LOTO – CIRCUIT BREAKER LOCKOUT – LARGE - Made of ABS with metallic screw - Size - 70 mm x 20 mm 480V to 600V KRM-K-CBLL-103
29	KRM-K-MPUCBL	KRM LOTO MULTI-POLE UNIVERSAL CIRCUIT BREAKER LOCKOUT	No	2	 KRM LOTO MULTI-POLE UNIVERSAL CIRCUIT BREAKER LOCKOUT KRM-K-MPUCBL
30	KRM-K-UFLD- 1	Universal Fuse / Circuit Breaker Lockout Devices	No	2	 UNIVERSAL FUSE / CIRCUIT BREAKER LOCKOUT DEVICES WITH FOLDABLE SCREW
31	KRM-K-UFLD- SS	Universal Fuse / Circuit Breaker Lockout Devices with foldable screw	No	2	 UNIVERSAL FUSE / CIRCUIT BREAKER LOCKOUT DEVICES WITH FOLDABLE SCREW
32	KRM-K-PSL-1	KRM LOTO PIN AND SLEEVE LOCKOUTS - SMALL Lockout is inserted into the FEMALE SOCKET, bring over the socket flap to hold it and lockout with suitable padlock and hasp. Lockout body diameter 40 mm, which is suitable for mini size industrial socket.	No	1	 KRM LOTO PIN AND SLEEVE LOCKOUTS - SMALL Lockout body diameter 40mm, which is suitable for mini size industrial socket. KRM-K-PSL-1
33	KRM-K-PSL-3	KRM LOTO PIN AND SLEEVE LOCKOUTS - Lockout is inserted into the FEMALE SOCKET, bring over the socket flap to hold it and lockout with suitable padlock and hasp. Lockout body diameter 50 mm, which is suitable for middle size industrial socket.	No	1	 KRM LOTO PIN AND SLEEVE LOCKOUTS - Lockout body diameter 50mm, which is suitable for middle size industrial socket. KRM-K-PSL-3
34	KRM-K-PSL-5	KRM LOTO PIN AND SLEEVE LOCKOUTS - Lockout is inserted into the FEMALE SOCKET, bring over the socket flap to hold it and lockout with suitable padlock and hasp. Lockout body diameter 73 mm, which is suitable for large size industrial socket.	No	1	 KRM LOTO PIN AND SLEEVE LOCKOUTS - Lockout body diameter 73mm, which is suitable for large size industrial socket. KRM-K-PSL-5
35	KRM-HLTS-1	LOTO Hanging Sign	No	1	 LOTO Hanging Sign
36	KRM-K-LT-2C	Do Not Operate Tags - Lockout Tags	No	10	 Do Not Operate Tags - Lockout Tags
37	KRM-K-MTH-R	KRM LOTO Multipurpose TAG HOLDER --IS MADE OF ABS MATERIAL	No	1	 MULTIPURPOSE TAG HOLDER
38	KRM-K-SRCL	Straight Razor cable lockout	No	1	 STRAIGHT RAZOR CABLE LOCKOUT WITH 2 MTR. LONG PIN & TAG - IS

39	KRM-K-PLC-2	Large Plug Chord lockout Devices	No	1	 <p>KRM-K-PLC-2 Large Plug Chord Lockout Devices (Qty: 1)</p>
40	KRM-K-MPCL-PN-R	RED - Mini Pneumatic lockout Devices	No	1	 <p>KRM-K-MPCL-PN-R Mini Pneumatic Lockout Devices Red (Qty: 1)</p>
41	KRM-K-INPCLD-R ( RED )	IN PUT power cable supply lockout device Red	No	1	